SIMTEK

Werkzeuge
für **höchste**
Anforderungen

Dieses PDF stellt einen Auszug aus dem SIMTEK Gesamtkatalog R19DE dar. Der Katalog umfasst insgesamt 688 Seiten mit über 11 000 Standardartikeln.

Jetzt den Gesamtkatalog R19DE herunterladen.

This PDF is an extract of the SIMTEK main catalog R19DE, containing more than 11 000 standard articles on 688 pages.

Download the main catalog R19DE now.

GRADIUM
EDITION
R19DE

Das Werkzeugsystem im Überblick
The Tool System Overview

Für höhere Stechtiefen.
For higher cutting depths.

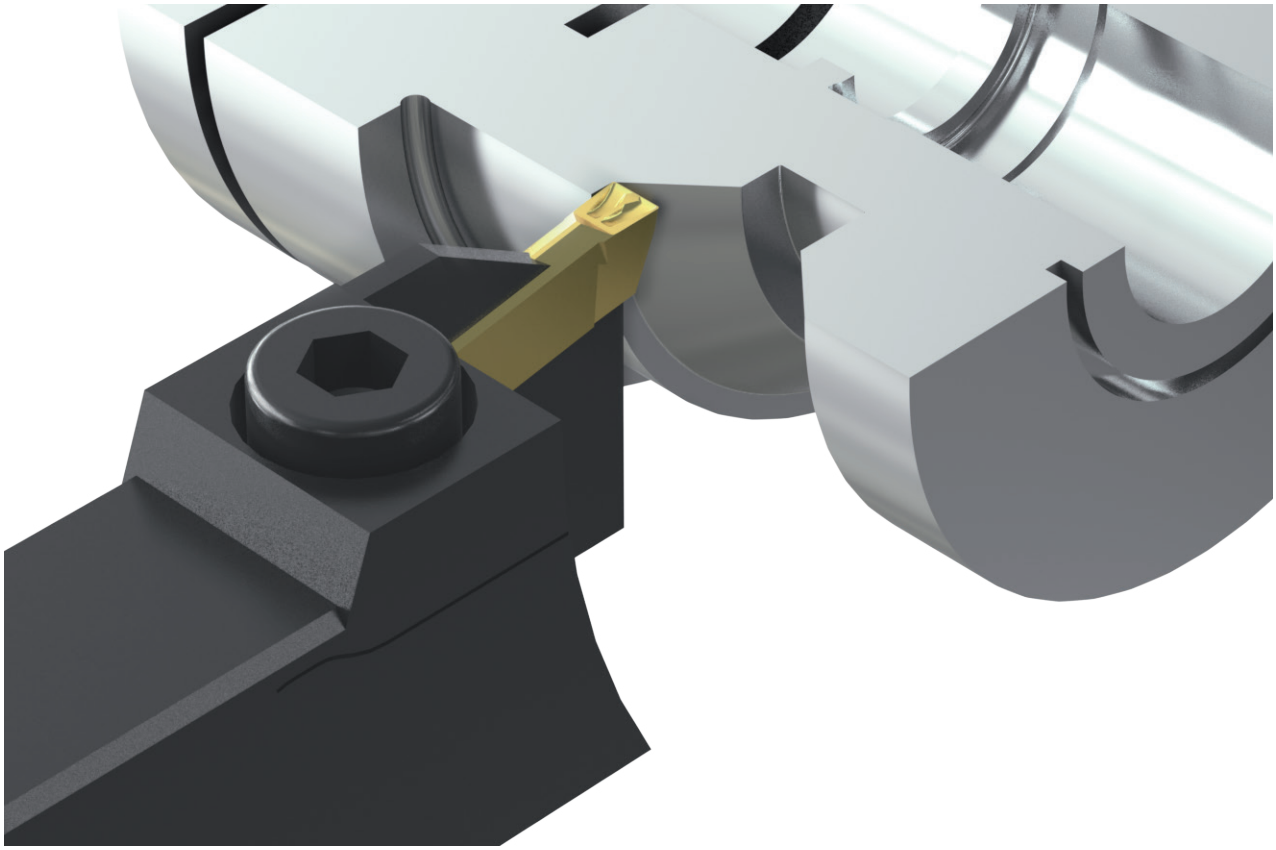

Werkzeugsystem bestehend aus zweischneidiger Hartmetall-Wendeschneidplatte und stabilen Trägerwerkzeugen.

26,0 mm mögliche Stechtiefe bei der Außenbearbeitung. Innenbearbeitung ab Ø 38,0 mm. Verschiedene geschliffene und gesinterte Spanformgeometrien verfügbar.

Tool system of double-edged indexable carbide cutting insert and strong toolholders for demanding applications.

Possible depths of cut up to 26,0 mm for external applications. Internal applications as of minimum bore diameter 38,0 mm. Different ground and sintered cutting edge geometries available.

Das System im Detail
The System Details

Bitte beachten Sie die allgemeinen Gebrauchshinweise auf Seite
Please read the general instructions for use on page **407**

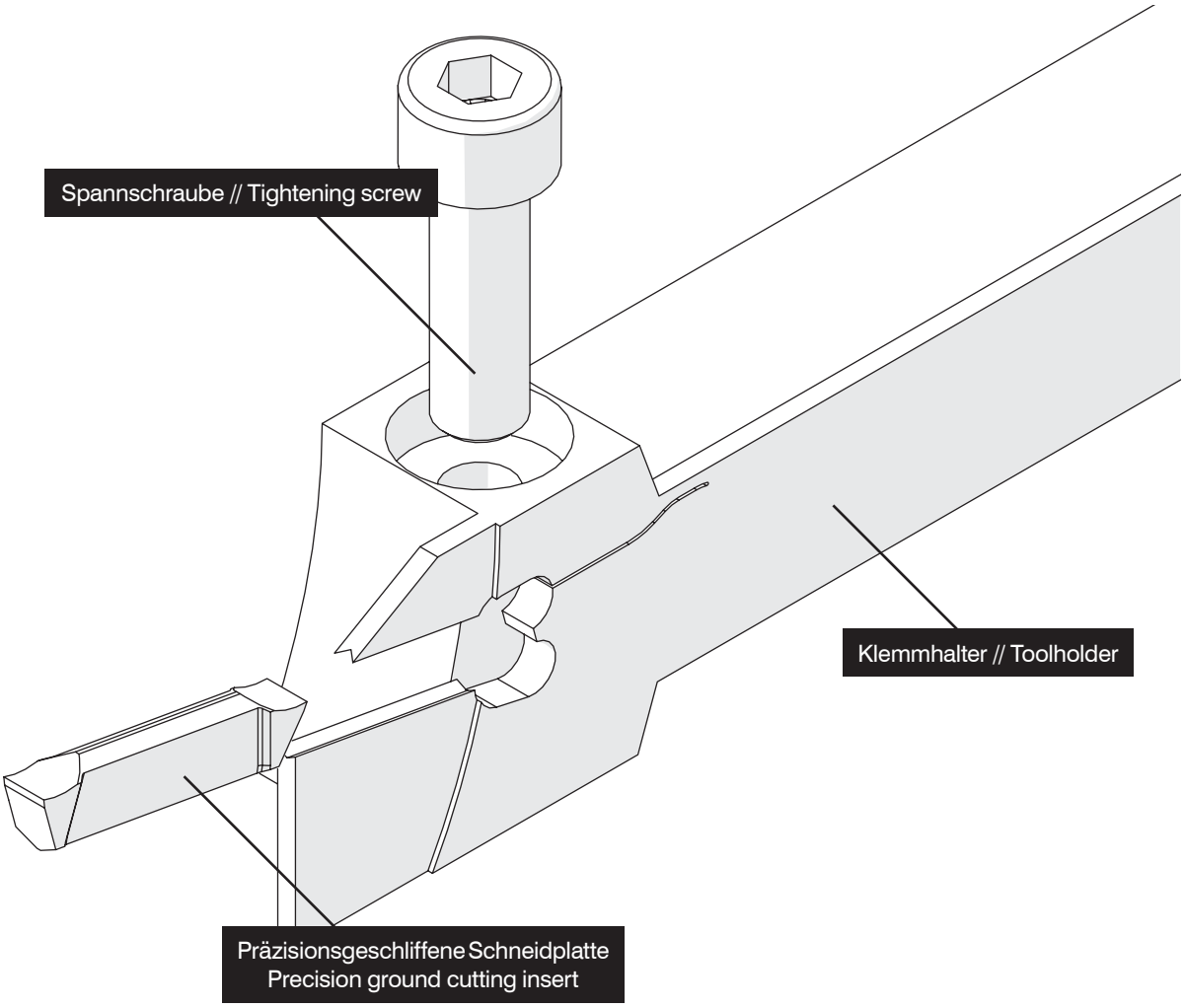

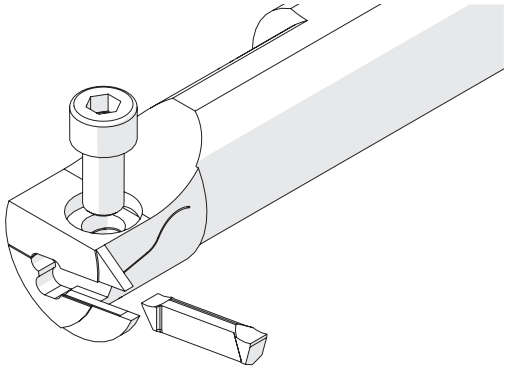

Verfügbar für die Innen- und Außenbearbeitung
Available for internal and external applications

Innen // Internal
Ab Bohrungsdurchmesser 38,0 mm
As of bore diameter 38,0 mm

Außen // External
Maximale Stechtiefe 26,0 mm
Maximum cutting depth 26,0 mm

Standardanwendungen
Standard Applications

Ab Seite
As of Page
278

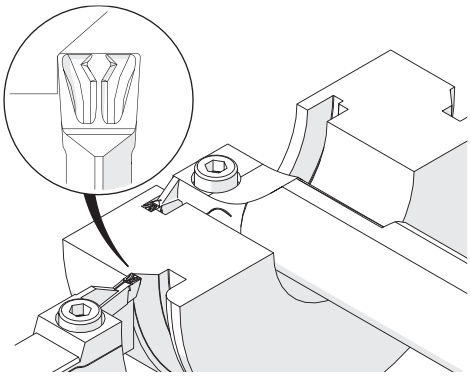

Einstechen und Profildrehen
Grooving and Profiling

Seite
Page
282

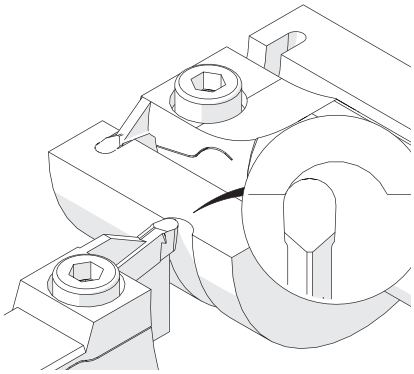

Einstechen und Profildrehen, Vollradius
Grooving and Profiling, Full Radius

Seite
Page
283

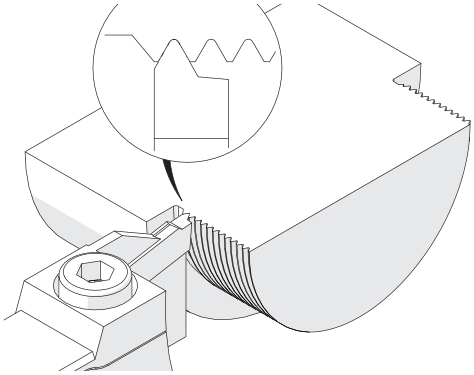

Gewinden: Metrisch ISO, außen, Teilprofil
Threading: Metric ISO, external, Partial Profile

Seite
Page
284

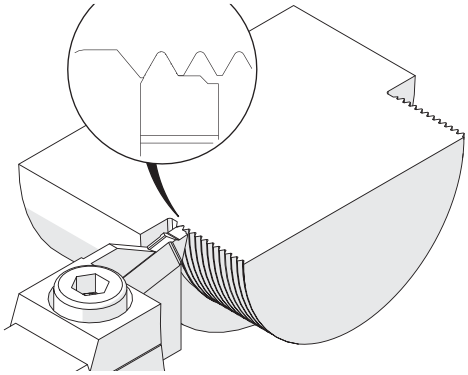

Gewinden: Metrisch ISO, außen, Vollprofil
Threading: Metric ISO, external, Full Profile

Seite
Page
285

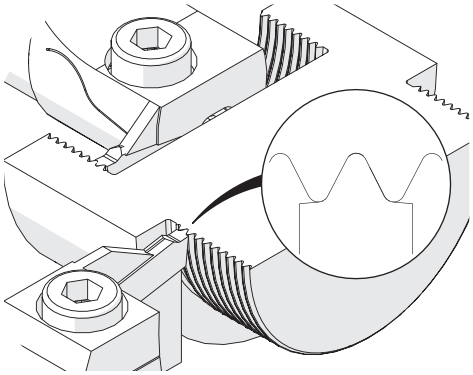

Gewinden: Whitworth, Vollprofil
Threading: Whitworth, Full Profile

Seite
Page
286

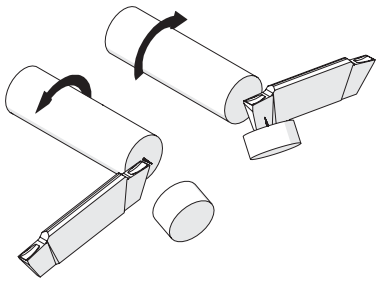

Abstechen
Parting off

Klemmhalter, Außen, Mittlere Stechtiefen

Einstechdrehen und Längsdrehen außen.
Ausgewogene Balance zwischen Stechtiefe und Stabilität.

Toolholder, External, Regular Cutting Depths

External grooving and turning.
Well-balanced ratio of cutting depth and stability.

Anzugsmoment (Schraube) // Tightening torque (screw)

12,0 Nm

TW ST R

Legende / Legend **289**

Scan **QR-Code**

Oder besuchen Sie // Or Visit **www.simtek.info/cp/515**

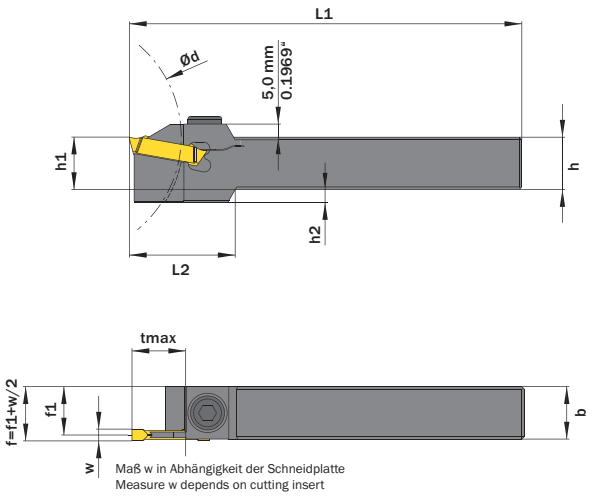

Maß w in Abhängigkeit der Schneidplatte
Measure w depends on cutting insert

Abbildung zeigt / Drawing shows: G18.2020.03 R

tmax in Abhängigkeit vom Werkstückdurchmesser (Ød)
tmax depends on workpiece diameter (Ød)

	tmax bei / for Schaft bis 25,0 mm Shank up to 0.9843"	tmax bei / for Schaft 32,0 mm Shank 1.2598"
Bis Ø63,0 mm / up to Ø2.4803"	20,0 mm / 0.7874"	20,0 mm / 0.7874"
Bis Ø100,0 mm / up to Ø3.9370"	20,0 mm / 0.7874"	20,0 mm / 0.7874"
Bis Ø160,0 mm / up to Ø6.2992	18,6 mm / 0.7323"	17,4 mm / 0.6850"
Bis Ø250,0 mm / up to Ø9.8425"	17,1 mm / 0.6732"	14,9 mm / 0.5866"
Bis Ø400,0 mm / up to Ø15.7480"	16,1 mm / 0.6339"	13,3 mm / 0.5236"

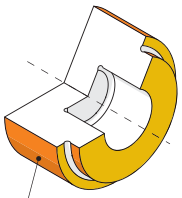

Hauptsächlich geeignet für diese Flächen
Mainly designed for these surfaces
Je nach Schneidplatte/Aufnahme ebenfalls möglich
Also possible depending on insert/fixation type

h mm	b mm	w ≥ mm	w ≤ mm	Artikelnummer Part number	Webcode www.simtek.com/webcode	f1 mm	h1 js14 mm	h2 mm	L1 mm	L2 mm	tmax mm	Schraube Screw	Schraubenschlüssel Screw driver	Connectcode www.simtek.com/ccode	
▼ Connectcode = G29.02															
15,875	15,875	2,0	2,9	**G18.0.625.02 R/L**	R AAS0 L AJ1G	14,875	15,875	9,0	125,0	40,0	20,0	G M8x25 SW6	SW6	G29.02	
25,4	25,4	2,0	2,9	**G18.1.000.02 R/L**	R AWCN L AWCM	24,4	25,4	-	150,0	-	20,0	G M8x25 SW6	SW6	G29.02	
16,0	16,0	2,0	2,9	**G18.1616.02 R/L**	R APV6 L AN1Q	15,0	16,0	9,0	125,0	40,0	20,0	G M8x25 SW6	SW6	G29.02	
20,0	20,0	2,0	2,9	**G18.2020.02 R/L**	R AJX8 L ADGW	19,0	20,0	5,0	125,0	40,0	20,0	G M8x25 SW6	SW6	G29.02	
25,0	25,0	2,0	2,9	**G18.2525.02 R/L**	R AK6D L AEY4	24,0	25,0	-	150,0	-	20,0	G M8x25 SW6	SW6	G29.02	
▼ Connectcode = G29.03															
15,875	15,875	3,0	4,0	**G18.0.625.03 R/L**	R ADD3 L AAVX	14,325	15,875	9,0	125,0	40,0	20,0	G M8x25 SW6	SW6	G29.03	
19,05	19,05	3,0	4,0	**G18.0.750.03 R/L**	R ADZB L AJQY	17,55	19,05	6,0	125,0	40,0	20,0	G M8x25 SW6	SW6	G29.03	
25,4	25,4	3,0	4,0	**G18.1.000.03 R/L**	R AG8W L AKK8	23,9	25,4	-	150,0	-	20,0	G M8x25 SW6	SW6	G29.03	AKT UPD
16,0	16,0	3,0	4,0	**G18.1616.03 R/L**	R AJW3 L AMND	14,5	16,0	9,0	125,0	40,0	20,0	G M8x25 SW6	SW6	G29.03	
20,0	20,0	3,0	4,0	**G18.2020.03 R/L**	R AN7Y L AF13	18,5	20,0	5,0	125,0	40,0	20,0	G M8x25 SW6	SW6	G29.03	
25,0	25,0	3,0	4,0	**G18.2525.03 R/L**	R AE4N L ABPE	23,5	25,0	-	150,0	-	20,0	G M8x25 SW6	SW6	G29.03	
32,0	25,0	3,0	4,0	**G18.3225.03 R/L**	R AJTX L AB4U	23,5	32,0	-	170,0	-	20,0	G M8x25 SW6	SW6	G29.03	
▼ Connectcode = G29.04															
19,05	19,05	4,0	5,1	**G18.0.750.04 R/L**	R AWCH L AWCG	17,05	19,05	6,0	125,0	40,0	20,0	G M8x25 SW6	SW6	G29.04	
25,4	25,4	4,0	5,1	**G18.1.000.04 R/L**	R AWCQ L AWCP	23,4	25,4	-	150,0	-	20,0	G M8x25 SW6	SW6	G29.04	
20,0	20,0	4,0	5,0	**G18.2020.04 R/L**	R AFMZ L ADK3	18,0	20,0	5,0	125,0	40,0	20,0	G M8x25 SW6	SW6	G29.04	AKT UPD
25,0	25,0	4,0	5,1	**G18.2525.04 R/L**	R AM24 L ANPK	23,0	25,0	-	150,0	-	20,0	G M8x25 SW6	SW6	G29.04	
32,0	25,0	4,0	5,1	**G18.3225.04 R/L**	R AH22 L AKK5	23,0	32,0	-	170,0	-	20,0	G M8x25 SW6	SW6	G29.04	
▼ Connectcode = G29.06															
19,05	19,05	5,2	6,0	**G18.0.750.06 R/L**	R AWCK L AWCJ	16,05	19,05	6,0	125,0	40,0	20,0	G M8x25 SW6	SW6	G29.06	
25,4	25,4	5,2	6,0	**G18.1.000.06 R/L**	R AWCT L AWCS	22,4	25,4	-	150,0	-	20,0	G M8x25 SW6	SW6	G29.06	
20,0	20,0	5,2	6,0	**G18.2020.06 R/L**	R ACNE L ACEA	17,0	20,0	5,0	125,0	40,0	20,0	G M8x25 SW6	SW6	G29.06	
25,0	25,0	5,2	6,0	**G18.2525.06 R/L**	R ABN5 L ADJG	22,0	25,0	-	150,0	-	20,0	G M8x25 SW6	SW6	G29.06	
32,0	25,0	5,2	6,0	**G18.3225.06 R/L**	R AE9N L APHE	22,0	32,0	-	170,0	-	20,0	G M8x25 SW6	SW6	G29.06	

Bestellbeispiel // Order example: **G18.2020.03 R** (R = Rechte Ausführung // Right hand version)

simturn GX
SIMTEK Turning Tools Type GX

Kassette für Modulares Werkzeugsystem TOA

Geeignet für SIMTEK Grundhalter mit Polygonschaft
nach ISO 26623.

Cassette for Modular Tool System TOA

For use on SIMTEK base toolholder with polygon
hank according to ISO 26623.

Anzugsmoment (Schraube) // Tightening torque (screw)
7,0 Nm

TW ST R

Legende / Legend **289**

Scan **QR-Code**

Oder besuchen Sie // Or Visit **www.simtek.info/cp/1182**

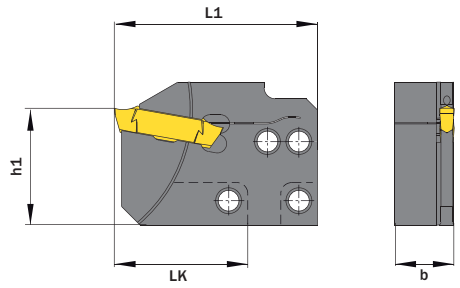

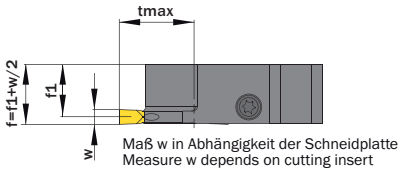

Maß w in Abhängigkeit der Schneidplatte
Measure w depends on cutting insert

Abbildung zeigt / Drawing shows: TOA.G18.36.04 R

Grundhalter finden Sie ab Seite 399
Base toolholder can be found on page 399

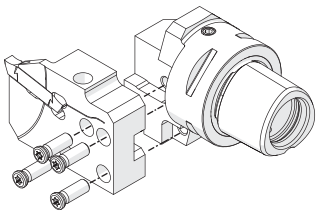

Schrauben für Kassettenbefestigung
Screw for cassette mounting
T M5x15 T20R

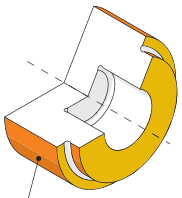

Hauptsächlich geeignet für diese Flächen
Mainly designed for these surfaces
Je nach Schneidplatte/Aufnahme ebenfalls möglich
Also possible depending on insert/fixation type

w ≥ mm	w ≤ mm	Artikelnummer Part number	Webcode www.simtek.com/webcode	b mm	f1 mm	h1 mm	LK mm	L1 mm	tmax mm	Schraube Screw	Schraubenschlüssel Screw driver	Connectcode www.simtek.com/ccode	Adaptcode Adaptcode	
▼ **Connectcode = G29.02**														
2,0	2,9	**TOA.G18.36.02 R/L**	R AZA4 L AZA3	16,0	15,05	31,6	36,0	54,9	20,0	G M5x12 T20T	T20T	G29.02	TOA	AKT UPD
▼ **Connectcode = G29.03**														
3,0	4,0	**TOA.G18.36.03 R/L**	R AZA6 L AZA5	16,0	14,7	31,6	36,0	54,9	20,0	G M5x12 T20T	T20T	G29.03	TOA	AKT UPD
▼ **Connectcode = G29.04**														
4,0	5,1	**TOA.G18.36.04 R/L**	R AZA8 L AZA7	16,0	14,2	31,6	36,0	54,9	20,0	G M5x12 T20T	T20T	G29.04	TOA	AKT UPD
▼ **Connectcode = G29.06**														
5,2	6,0	**TOA.G18.36.06 R/L**	R AZBA L AZA9	16,0	13,25	31,6	36,0	54,9	20,0	G M5x12 T20T	T20T	G29.06	TOA	AKT UPD

Bestellbeispiel // Order example: **TOA.G18.36.03 R** (R = Rechte Ausführung // Right hand version)

Klemmhalter, Außen, Maximale Stechtiefen

Einstechdrehen außen. Für maximale Stechtiefen.

Toolholder, External, Maximum Cutting Depths

External grooving. Maximum depth of cut.

Anzugsmoment (Schraube) // Tightening torque (screw)

12,0 Nm

TW ST R | Legende Legend 289

Scan QR-Code | Oder besuchen Sie // Or Visit **www.simtek.info/cp/516**

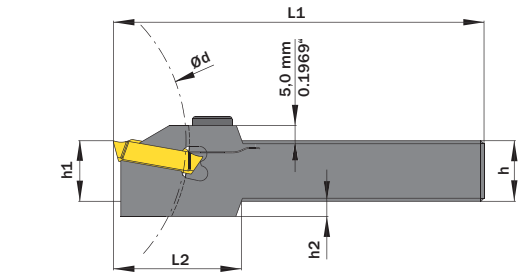

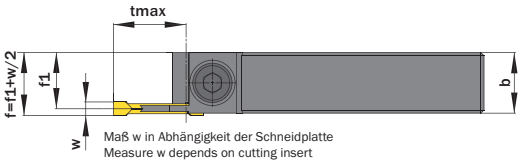

Maß w in Abhängigkeit der Schneidplatte
Measure w depends on cutting insert

Abbildung zeigt / Drawing shows: G26.2020.03 R

tmax in Abhängigkeit vom Werkstückdurchmesser (Ød)
tmax depends on workpiece diameter (Ød)

	tmax bei / for Schaft bis 25,0 mm Shank up to 0.9843"	tmax bei / for Schaft 32,0 mm Shank 1.2598"
Bis Ø63,0 mm / up to Ø2.4803"	26,0 mm / 1.0236"	26,0 mm / 1.0236"
Bis Ø100,0 mm / up to Ø3.9370"	20,4 mm / 0.8031"	11,7 mm / 0.4606"
Bis Ø160,0 mm / up to Ø6.2992"	17,7 mm / 0,6969"	7,3 mm / 0.2874"
Bis Ø250,0 mm / up to Ø9.8425"	16,2 mm / 0.6378"	5,0 mm / 0.1969"
Bis Ø400,0 mm / up to Ø15.7480"	15,2 mm / 0,5984"	3,5 mm / 0.1378"

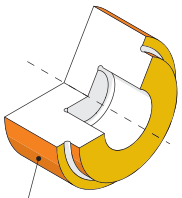

Hauptsächlich geeignet für diese Flächen
Mainly designed for these surfaces
Je nach Schneidplatte/Aufnahme ebenfalls möglich
Also possible depending on insert/fixation type

h mm	b mm	w ≥ mm	w ≤ mm	Artikelnummer Part number	Webcode www.simtek.com/webcode	f1 mm	h1 js14 mm	h2 mm	L1 mm	L2 mm	tmax mm	Schraube Screw	Schraubenschlüssel Screw driver	Connectcode www.simtek.com/ccode	
▼ **Connectcode = G29.02**															
16,0	16,0	2,0	2,9	**G26.1616.02 R/L**	R AFNJ L AG77	15,0	16,0	9,0	125,0	44,0	26,0	G M8x25 SW6	SW6	G29.02	AKT UPD
20,0	20,0	2,0	2,9	**G26.2020.02 R/L**	R APPM L AB6T	19,0	20,0	5,0	125,0	44,0	26,0	G M8x25 SW6	SW6	G29.02	AKT UPD
25,0	25,0	2,0	2,9	**G26.2525.02 R/L**	R AEN2 L AA9J	24,0	25,0	-	150,0	-	26,0	G M8x25 SW6	SW6	G29.02	AKT UPD
▼ **Connectcode = G29.03**															
16,0	16,0	3,0	4,0	**G26.1616.03 R/L**	R AMDX L AF5A	14,5	16,0	9,0	125,0	44,0	26,0	G M8x25 SW6	SW6	G29.03	AKT UPD
20,0	20,0	3,0	4,0	**G26.2020.03 R/L**	R AMUV L AAFZ	18,5	20,0	5,0	125,0	44,0	26,0	G M8x25 SW6	SW6	G29.03	AKT UPD
25,0	25,0	3,0	4,0	**G26.2525.03 R/L**	R AHT2 L ANW0	23,5	25,0	-	150,0	-	26,0	G M8x25 SW6	SW6	G29.03	AKT UPD
32,0	25,0	3,0	4,0	**G26.3225.03 R/L**	R AKGD L ABNG	23,5	32,0	-	170,0	-	26,0	G M8x25 SW6	SW6	G29.03	AKT UPD
▼ **Connectcode = G29.04**															
20,0	20,0	4,0	5,1	**G26.2020.04 R/L**	R AF22 L AC73	18,0	20,0	5,0	125,0	44,0	26,0	G M8x25 SW6	SW6	G29.04	AKT UPD
25,0	25,0	4,0	5,1	**G26.2525.04 R/L**	R AHU2 L AB1C	23,0	25,0	-	150,0	-	26,0	G M8x25 SW6	SW6	G29.04	AKT UPD
32,0	25,0	4,0	5,1	**G26.3225.04 R/L**	R AH65 L AHKX	23,0	32,0	-	170,0	-	26,0	G M8x25 SW6	SW6	G29.04	AKT UPD
▼ **Connectcode = G29.06**															
25,0	25,0	5,2	6,0	**G26.2525.06 R/L**	R AAX3 L AC8S	22,0	25,0	-	150,0	-	26,0	G M8x25 SW6	SW6	G29.06	

Bestellbeispiel // Order example: **G26.2525.03 R** (R = Rechte Ausführung // Right hand version)

Kassette für Modulares Werkzeugsystem TOA

Geeignet für SIMTEK Grundhalter mit Polygonschaft nach ISO 26623.

Cassette for Modular Tool System TOA

For use on SIMTEK base toolholder with polygon shank according to ISO 26623.

Anzugsmoment (Schraube) // Tightening torque (screw)
7,0 Nm

TW ST R

Legende Legend **289**

Scan QR-Code

Oder besuchen Sie // Or Visit **www.simtek.info/cp/1177**

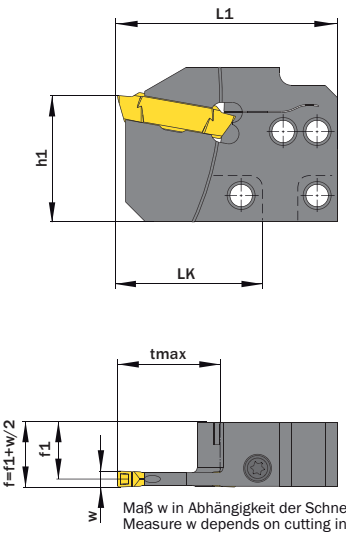

Maß w in Abhängigkeit der Schneidplatte
Measure w depends on cutting insert

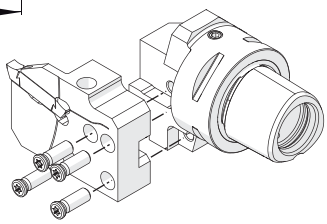

Schrauben für Kassettenbefestigung
Screw for cassette mounting
T M5x15 T20R

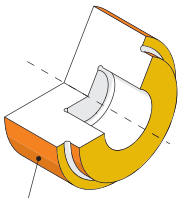

Hauptsächlich geeignet für diese Flächen
Mainly designed for these surfaces
Je nach Schneidplatte/Aufnahme ebenfalls möglich
Also possible depending on insert/fixation type

Grundhalter finden Sie ab Seite 399
Base toolholder can be found on page 399

Abbildung zeigt / Drawing shows: TOA.G25.36.04 R

w ≥ mm	w ≤ mm	Artikelnummer Part number	Webcode www.simtek.com/webcode	b mm	f1 mm	h1 mm	L1 mm	tmax mm	LK mm	Schraube Screw	Schraubenschlüssel Screw driver	Connectcode www.simtek.com/ccode	Adaptcode Adaptcode	
4,0	5,1	**TOA.G25.36.04 R/L**	R AZBC L AZBB	16,0	14,2	31,6	54,9	25,0	36,0	G M5x12 T20T	T20T	G29.04	TOA	AKT UPD

▌Bestellbeispiel // Order example: **TOA.G25.36.04 R** (R = Rechte Ausführung // Right hand version)

Klemmhalter, Außen, Höchste Stabilität

Einstechdrehen und Längsdrehen außen.
Reduzierte Stechtiefe für höchste Stabilität.

Toolholder, External, Highest Stability

External grooving and turning. Reduced depth of cut for best stability.

Anzugsmoment (Schraube) // Tightening torque (screw)
12,0 Nm

TW ST R | Legende Legend 289

Scan QR-Code | Oder besuchen Sie // Or Visit **www.simtek.info/cp/527**

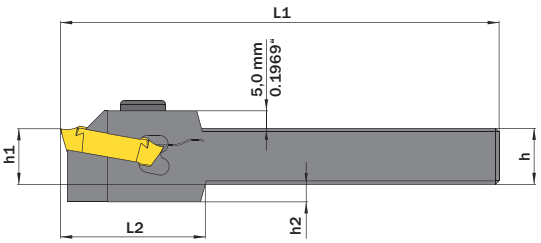

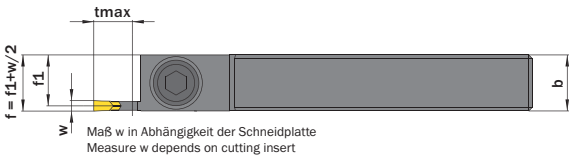

Maß w in Abhängigkeit der Schneidplatte
Measure w depends on cutting insert

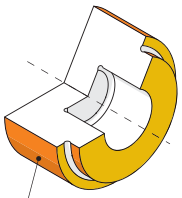

Hauptsächlich geeignet für diese Flächen
Mainly designed for these surfaces
Je nach Schneidplatte/Aufnahme ebenfalls möglich
Also possible depending on insert/fixation type

Abbildung zeigt / Drawing shows: G10.1616.03 R

h mm	b mm	w ≥ mm	w ≤ mm	Artikelnummer Part number	Webcode www.simtek.com/webcode	f1 mm	h1 js14 mm	h2 mm	L1 mm	L2 mm	tmax mm	Schraube Screw	Schraubenschlüssel Screw driver	Connectcode www.simtek.com/ccode
▼ **Connectcode = G29.02**														
16,0	16,0	2,0	2,9	**G10.1616.02 R/L**	R AHUF L ADUC	14,55	16,0	9,0	125,0	35,0	11,0	G M8x25 SW6	SW6	G29.02
20,0	20,0	2,0	2,9	**G10.2020.02 R/L**	R AFA4 L AKB7	18,55	20,0	5,0	125,0	35,0	11,0	G M8x25 SW6	SW6	G29.02
25,0	25,0	2,0	2,9	**G10.2525.02 R/L**	R AF59 L AMG5	23,55	25,0	-	150,0	-	11,0	G M8x25 SW6	SW6	G29.02
▼ **Connectcode = G29.03**														
16,0	16,0	3,0	4,0	**G10.1616.03 R/L**	R ABYD L AA1Q	14,55	16,0	9,0	125,0	35,0	11,0	G M8x25 SW6	SW6	G29.03
20,0	20,0	3,0	4,0	**G10.2020.03 R/L**	R AKKG L AMZF	18,55	20,0	5,0	125,0	35,0	11,0	G M8x25 SW6	SW6	G29.03
25,0	25,0	3,0	4,0	**G10.2525.03 R/L**	R AHY4 L AMWS	23,55	25,0	-	150,0	-	11,0	G M8x25 SW6	SW6	G29.03
32,0	25,0	3,0	4,0	**G10.3225.03 R/L**	R AX4J L AX4H	23,55	32,0	-	170,0	-	11,0	G M8x25 SW6	SW6	G29.03
▼ **Connectcode = G29.04**														
16,0	16,0	4,0	5,1	**G10.1616.04 R/L**	R AB68 L AFUD	13,7	16,0	9,0	125,0	35,0	11,0	G M8x25 SW6	SW6	G29.04
20,0	20,0	4,0	5,1	**G10.2020.04 R/L**	R AG85 L AE7N	18,0	20,0	5,0	125,0	35,0	11,0	G M8x25 SW6	SW6	G29.04 AKT UPD
25,0	25,0	4,0	5,1	**G10.2525.04 R/L**	R AJHC L ANMQ	22,7	25,0	-	150,0	-	11,0	G M8x25 SW6	SW6	G29.04
32,0	25,0	4,0	5,1	**G10.3225.04 R/L**	R AX4K L AX4M	22,7	32,0	-	170,0	-	11,0	G M8x25 SW6	SW6	G29.04
▼ **Connectcode = G29.06**														
20,0	20,0	5,2	6,0	**G10.2020.06 R/L**	R ADHN L AA1K	16,85	20,0	5,0	125,0	35,0	11,0	G M8x25 SW6	SW6	G29.06
25,0	25,0	5,2	6,0	**G10.2525.06 R/L**	R ANQ7 L ACZC	21,85	25,0	-	150,0	-	11,0	G M8x25 SW6	SW6	G29.06
32,0	25,0	5,2	6,0	**G10.3225.06 R/L**	R AX4P L AX4N	21,85	32,0	-	170,0	-	11,0	G M8x25 SW6	SW6	G29.06

Bestellbeispiel // Order example: **G10.2525.03 R** (R = Rechte Ausführung // Right hand version)

Kassette für Modulares Werkzeugsystem TOA

Geeignet für SIMTEK Grundhalter mit Polygonschaft nach ISO 26623.

Cassette for Modular Tool System TOA

For use on SIMTEK base toolholder with polygon shank according to ISO 26623.

Anzugsmoment (Schraube) // Tightening torque (screw)
7,0 Nm

TW ST R

Legende / Legend **289**

Scan QR-Code

Oder besuchen Sie // Or Visit **www.simtek.info/cp/1181**

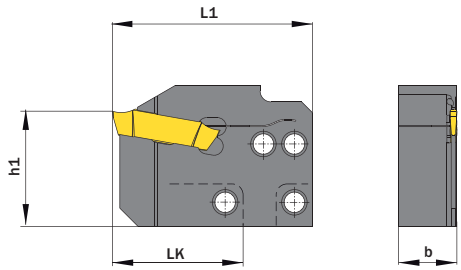

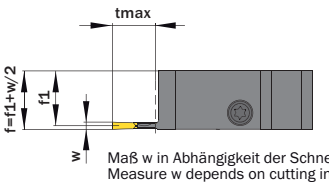

Maß w in Abhängigkeit der Schneidplatte
Measure w depends on cutting insert

Abbildung zeigt / Drawing shows: TOA.G10.36.02 R

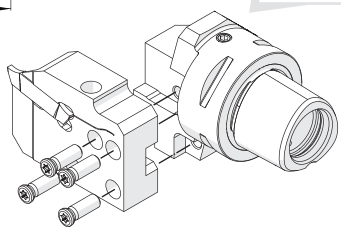

Schrauben für Kassettenbefestigung
Screw for cassette mounting
T M5x15 T20R

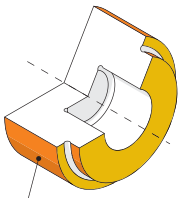

Hauptsächlich geeignet für diese Flächen
Mainly designed for these surfaces
Je nach Schneidplatte/Aufnahme ebenfalls möglich
Also possible depending on insert/fixation type

Grundhalter finden Sie ab Seite 399
Base toolholder can be found on page 399

w ≥ mm	w ≤ mm	Artikelnummer Part number	Webcode www.simtek.com/webcode	b mm	f1 mm	h1 mm	LK mm	L1 mm	tmax mm	Schraube Screw	Schraubenschlüssel Screw driver	Connectcode www.simtek.com/ccode	Adaptcode Adaptcode
▼ **Connectcode = G29.02**													
2,0	2,9	**TOA.G10.36.02 R/L**	R AZAW L AZAV	16,0	15,05	31,6	36,0	54,9	11,0	G M5x12 T20T	T20T	G29.02	TOA R/L
▼ **Connectcode = G29.03**													
3,0	4,0	**TOA.G10.36.03 R/L**	R AZAY L AZAX	16,0	14,7	31,6	36,0	54,9	11,0	G M5x12 T20T	T20T	G29.03	TOA R/L
▼ **Connectcode = G29.04**													
4,0	5,1	**TOA.G10.36.04 R/L**	R AZA0 L AZAZ	16,0	14,2	31,6	36,0	54,9	11,0	G M5x12 T20T	T20T	G29.04	TOA R/L
▼ **Connectcode = G29.06**													
5,2	6,0	**TOA.G10.36.06 R/L**	R AZA2 L AZA1	16,0	13,25	31,6	36,0	54,9	11,0	G M5x12 T20T	T20T	G29.06	TOA R/L

Bestellbeispiel // Order example: **TOA.G10.36.02 R** (R = Rechte Ausführung // Right hand version)

Klemmhalter, Innen, Langausführung

Einstechdrehen und Längsdrehen innen.

Toolholder, Internal, Long Version

Internal grooving and turning.

Anzugsmoment (Schraube) // Tightening torque (screw)
12,0 Nm

TW ST R | Legende Legend 289

Scan QR-Code | Oder besuchen Sie // Or Visit **www.simtek.info/cp/518**

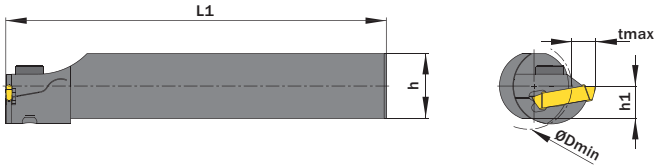

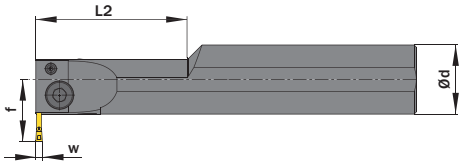

Abbildung zeigt / Drawing shows: G14.0032.03 R

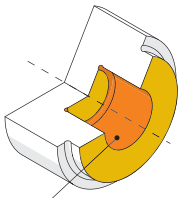

Hauptsächlich geeignet für diese Flächen
Mainly designed for these surfaces
Je nach Schneidplatte ebenfalls möglich
Also possible depending on insert type

Ød g6 mm	w ≥ mm	w ≤ mm	Artikelnummer Part number	Webcode www.simtek.com/webcode				ØDmin (Min. Bohrung) ØDmin (min. bore) mm	f mm	h mm	h1 js14 mm	L1 mm	L2 mm	tmax mm	Schraube Screw	Schraubenschlüssel Screw driver	Connectcode www.simtek.com/ccode	
▼ Connectcode = G29.02																		
32,0	2,0	2,9	**G14.0032.02 R/L**	R	AGAF	L	AAPV	40,0	28,0	30,0	15,0	200,0	70,0	11,0	G M8x16 SW6	SW6	G29.02	AKT UPD
▼ Connectcode = G29.03																		
32,0	3,0	4,0	**G14.0032.03 R/L**	R	AD7N	L	ANU3	40,0	28,0	30,0	15,0	200,0	70,0	11,0	G M8x16 SW6	SW6	G29.03	AKT UPD
40,0	3,0	4,0	**G14.0040.03 R/L**	R	ACQK	L	AP3M	50,0	32,0	38,0	19,0	250,0	80,0	11,0	G M8x16 SW6	SW6	G29.03	
50,0	3,0	4,0	**G14.0050.03 R/L**	R	AM2B	L	ADAK	60,0	40,5	47,0	23,5	250,0	100,0	15,0	G M8x16 SW6	SW6	G29.03	
▼ Connectcode = G29.04																		
32,0	4,0	5,1	**G14.0032.04 R/L**	R	AGAV	L	AC29	40,0	28,0	30,0	15,0	200,0	70,0	11,0	G M8x16 SW6	SW6	G29.04	AKT UPD
40,0	4,0	5,1	**G14.0040.04 R/L**	R	AN0C	L	AEKS	50,0	32,0	38,0	19,0	250,0	80,0	11,0	G M8x16 SW6	SW6	G29.04	
50,0	4,0	5,1	**G14.0050.04 R/L**	R	ADET	L	ANCK	60,0	40,5	47,0	23,5	250,0	100,0	15,0	G M8x16 SW6	SW6	G29.04	
▼ Connectcode = G29.06																		
32,0	5,2	6,0	**G14.0032.06 R/L**	R	ADZY	L	AFXG	40,0	28,0	30,0	15,0	200,0	70,0	11,0	G M8x16 SW6	SW6	G29.06	AKT UPD
40,0	5,2	6,0	**G14.0040.06 R/L**	R	AA6Q	L	AHTW	50,0	32,0	38,0	19,0	250,0	80,0	11,0	G M8x16 SW6	SW6	G29.06	
50,0	5,2	6,0	**G14.0050.06 R/L**	R	ANV3	L	AN1J	60,0	40,5	47,0	23,5	250,0	100,0	15,0	G M8x16 SW6	SW6	G29.06	

Bestellbeispiel // Order example: **G14.0032.03 R** (R = Rechte Ausführung // Right hand version)

Klemmhalter, Innen, Kurzausführung

Einstechdrehen und Längsdrehen innen.

Toolholder, Internal, Short Version

Internal grooving and turning.

Anzugsmoment (Schraube) // Tightening torque (screw)

"G M5x16 T20T": 7,0 Nm
"G M8x16 SW6": 12,0 Nm

TW ST R Legende Legend 289

Scan QR-Code Oder besuchen Sie // Or Visit **www.simtek.info/cp/517**

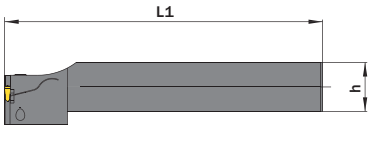

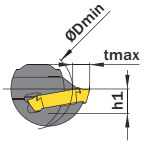

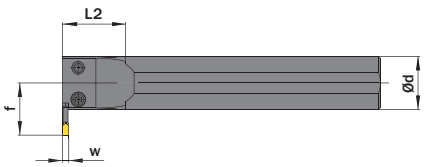

Abbildung zeigt / Drawing shows: G13.0025.03 R

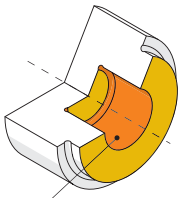

Hauptsächlich geeignet für diese Flächen
Mainly designed for these surfaces
Je nach Schneidplatte ebenfalls möglich
Also possible depending on insert type

Ød g6 mm	w ≥ mm	w ≤ mm	Artikelnummer Part number	Webcode www.simtek.com/webcode			ØDmin (Min. Bohrung) ØDmin (min. bore) mm	f mm	h mm	h1 js14 mm	L1 mm	L2 mm	tmax mm	Schraube Screw	Schraubenschlüssel Screw driver	Connectcode www.simtek.com/ccode
▼ Connectcode = G29.03																
25,0	3,0	4,0	**G13.0025.03 R/L**	R	AGA2	L	ABW9	38,0	24,5	23,0	11,5	150,0	30,0	11,0	G M5x16 T20T	T20T	G29.03
32,0	3,0	4,0	**G13.0032.03 R/L**	R	ADMW	L	AKKY	38,0	28,0	30,0	15,0	150,0	30,0	11,0	G M8x16 SW6	SW6	G29.03
40,0	3,0	4,0	**G13.0040.03 R/L**	R	AFKV	L	AAF7	50,0	32,0	38,0	19,0	180,0	30,0	11,0	G M8x16 SW6	SW6	G29.03
50,0	3,0	4,0	**G13.0050.03 R/L**	R	ABWD	L	AKHD	60,0	40,5	47,0	23,5	200,0	30,0	15,0	G M8x16 SW6	SW6	G29.03
▼ Connectcode = G29.04																
25,0	4,0	5,1	**G13.0025.04 R/L**	R	ACB9	L	AM41	38,0	24,5	23,0	11,5	150,0	30,0	11,0	G M5x16 T20T	T20T	G29.04
32,0	4,0	5,1	**G13.0032.04 R/L**	R	AN4Q	L	AH0C	38,0	28,0	30,0	15,0	150,0	30,0	11,0	G M8x16 SW6	SW6	G29.04
40,0	4,0	5,1	**G13.0040.04 R/L**	R	AMTN	L	APHN	50,0	32,0	38,0	19,0	180,0	30,0	11,0	G M8x16 SW6	SW6	G29.04
50,0	4,0	5,1	**G13.0050.04 R/L**	R	ABWN	L	AC9W	60,0	40,5	47,0	23,5	200,0	30,0	15,0	G M8x16 SW6	SW6	G29.04
▼ Connectcode = G29.06																
32,0	5,2	6,0	**G13.0032.06 R/L**	R	AFEK	L	AE8Q	38,0	28,0	30,0	15,0	150,0	30,0	11,0	G M8x16 SW6	SW6	G29.06
40,0	5,2	6,0	**G13.0040.06 R/L**	R	AHFN	L	AKXC	50,0	32,0	38,0	19,0	180,0	30,0	11,0	G M8x16 SW6	SW6	G29.06
50,0	5,2	6,0	**G13.0050.06 R/L**	R	AD53	L	AC5C	60,0	40,5	47,0	23,5	200,0	30,0	15,0	G M8x16 SW6	SW6	G29.06

▌Bestellbeispiel // Order example: **G13.0025.03 R** (R = Rechte Ausführung // Right hand version)

Einstechen und Profildrehen

CNC-Konturdrehen mit runder, geschliffener Spanfläche.

Grooving and Profiling

CNC profiling. Ground, round geometry.

Schnittwerte (Start) // Cutting parameters (start)		
f (außen//ext.) **0,05 mm/U**	f (innen//int.) **0,04 mm/U**	Vc **Seite/Page 403**

Passende Klemmhalter auf Seite // Suitable toolholders on page
270, 271, 272, 273, 274, 275, 276, 277

SP HM Legende Legend **289**

Scan **QR-Code** Oder besuchen Sie // Or Visit **www.simtek.info/cp/519**

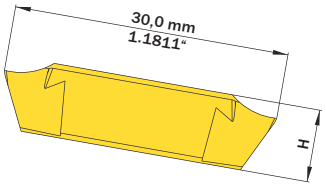



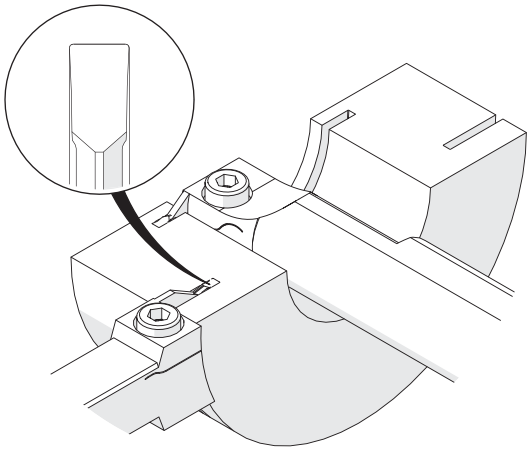

Abbildung zeigt / Drawing shows: G29.0300.10 S

w +0,05 mm	Artikelnummer Part number	Webcode www.simtek.com/webcode	Unsere erste Wahl Our first choice P K M N S	H mm	R mm	Connectcode www.simtek.com/ccode
2,0	**G29.0200.10 S**	AH87	X800 X600	7,9	0,2	G29.02
2,5	**G29.0250.10 S**	AG6S	X800 X600	7,9	0,2	G29.02
3,0	**G29.0300.10 S**	ACA7	X800 X600	7,9	0,2	G29.03
4,0	**G29.0400.10 S**	AES9	X800 X600	7,9	0,2	G29.03 | G29.04
5,0	**G29.0500.10 S**	AFY3	X800 X600	7,9	0,2	G29.04
6,0	**G29.0600.10 S**	AJKN	X800 X600	7,5	0,2	G29.06

Bestellbeispiel // Order example: **G29.0300.10 S X800** (X800 = Schneidstoff // Grade)

Einstechen und Profildrehen

CNC-Konturdrehen mit ebener, geschliffener Spanfläche.

Grooving and Profiling

CNC profiling. Ground, flat geometry.

Schnittwerte (Start) // Cutting parameters (start)

f (außen//ext.)	f (innen//int.)	Vc
0,05 mm/U	**0,04 mm/U**	**Seite/Page 403**

Passende Klemmhalter auf Seite // Suitable toolholders on page
270, 271, 272, 273, 274, 275, 276, 277

SP HM Legende Legend **289**

Scan **QR-Code** Oder besuchen Sie // Or Visit **www.simtek.info/cp/520**

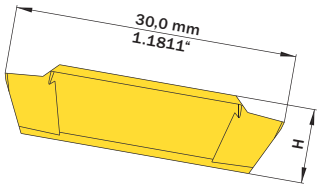

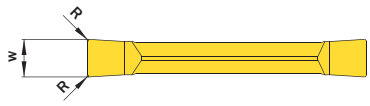

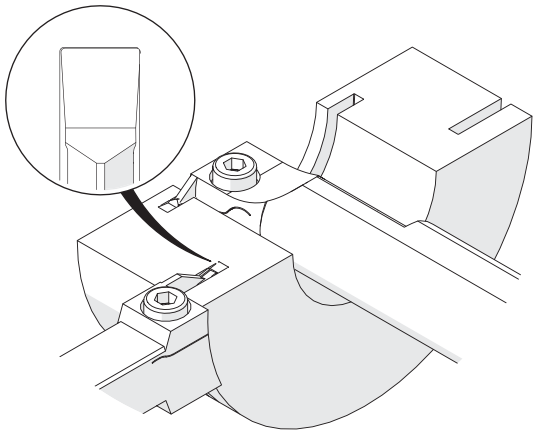

Abbildung zeigt / Drawing shows: G29.0400.20 S

w +0,05 mm	Artikelnummer Part number	Webcode www.simtek.com/webcode	Unsere erste Wahl Our first choice P K M N S	H mm	R mm	Connectcode www.simtek.com/ccode
3,0	**G29.0300.20 S**	AMDB	X800 X600	7,9	0,2	G29.03
4,0	**G29.0400.20 S**	ABMU	X800 X600	7,9	0,2	G29.03 | G29.04
5,0	**G29.0500.20 S**	APU5	X800 X600	7,9	0,2	G29.04
6,0	**G29.0600.20 S**	AB3V	X800 X600	7,5	0,4	G29.06

Bestellbeispiel // Order example: **G29.0300.20 S X800** (X800 = Schneidstoff // Grade)

Einstechen und Profildrehen

CNC-Konturdrehen mit gesinterter Spanformgeometrie für kontrollierte Spanbildung.

Grooving and Profiling

CNC profiling. Sintered geometry for improved chip control.

Schnittwerte (Start) // Cutting parameters (start)		
f (außen//ext.) **0,12 mm/U**	f (innen//int.) **0,09 mm/U**	Vc **Seite/Page 403**

Passende Klemmhalter auf Seite // Suitable toolholders on page
270, 271, 272, 273, 274, 275, 276, 277

SP HM Legende Legend **289**

Scan **QR-Code** Oder besuchen Sie // Or Visit **www.simtek.info/cp/521**

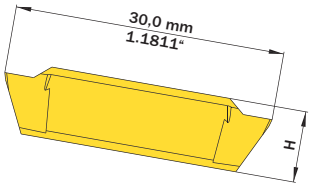

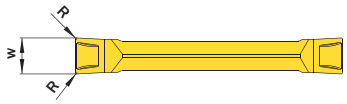

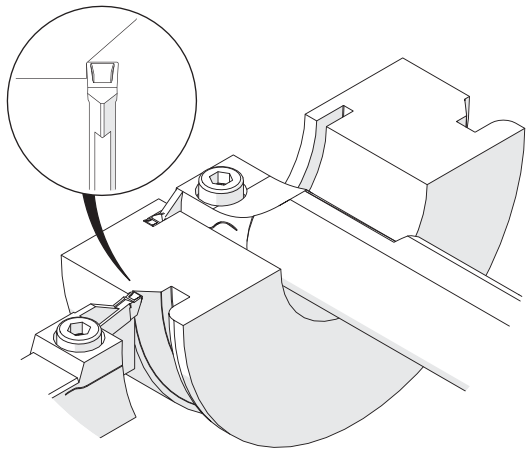

Abbildung zeigt / Drawing shows: G29.0400.32 S

w +0,05 mm	R mm	Artikelnummer Part number	Webcode www.simtek.com/webcode	Unsere erste Wahl Our first choice P K M N S	H mm	Connectcode www.simtek.com/ccode
2,0	0,2	**G29.0200.32 S**	ABNM	X800 X600	7,9	G29.02
2,5	0,2	**G29.0250.32 S**	AHMB	X800 X600	7,9	G29.02
3,0	0,2	**G29.0300.32 S**	AFPT	X800 X600	7,9	G29.03
3,0	0,4	**G29.0300.34 S**	AN8A	X800 X600	7,9	G29.03
4,0	0,2	**G29.0400.32 S**	AJK1	X800 X600	7,9	G29.03 | G29.04
4,0	0,4	**G29.0400.34 S**	AAE0	X800 X600	7,9	G29.03 | G29.04
5,0	0,4	**G29.0500.34 S**	AN6E	X800 X600	7,9	G29.04
6,0	0,4	**G29.0600.34 S**	AE8G	X800 X600	7,5	G29.06
6,0	0,8	**G29.0600.38 S**	ANYA	X800 X600	7,5	G29.06

Bestellbeispiel // Order example: **G29.0600.38 S X800** (X800 = Schneidstoff // Grade)

simturn GX
SIMTEK Turning Tools Type GX

Einstechen und Profildrehen

CNC-Konturdrehen mit gesinterter Spanformgeometrie für kontrollierte Spanbildung.

Grooving and Profiling

CNC pofiling. Sintered geometry for improved chip control.

Schnittwerte (Start) // Cutting parameters (start)		
f (außen//ext.) **0,12 mm/U**	f (innen//int.) **0,09 mm/U**	Vc **Seite/Page 403**

Passende Klemmhalter auf Seite // Suitable toolholders on page
270, 271, 272, 273, 274, 275, 276, 277

SP HM Legende Legend **289**

Scan **QR-Code** Oder besuchen Sie // Or Visit **www.simtek.info/cp/522**

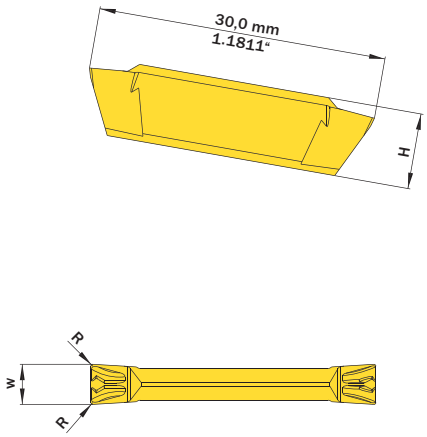

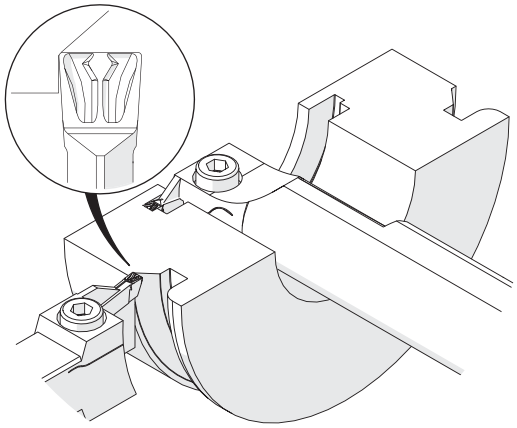

Abbildung zeigt / Drawing shows: G29.0400.52 S

w ±0,05 mm	R mm	Artikelnummer Part number	Webcode www.simtek.com/webcode	Unsere erste Wahl Our first choice P K M N S	H mm	Connectcode www.simtek.com/ccode
4,0	0,2	**G29.0400.52 S**	APMU	X800 X600	7,9	G29.03 | G29.04
4,0	0,4	**G29.0400.54 S**	AF87	X800 X600	7,9	G29.03 | G29.04

▌Bestellbeispiel // Order example: **G29.0400.52 S X800** (X800 = Schneidstoff // Grade)

Einstechen und Profildrehen, Vollradius

Vollradiusnuten, CNC-Konturdrehen.

Grooving and Profiling, Full Radius

Full radius, CNC profiling.

Schnittwerte (Start) // Cutting parameters (start)		
f (außen//ext.) **0,05 mm/U**	f (innen//int.) **0,04 mm/U**	Vc **Seite/Page 403**

Passende Klemmhalter auf Seite // Suitable toolholders on page
270, 271, 272, 273, 274, 275, 276, 277

SP HM Legende Legend **289**

Scan **QR-Code** Oder besuchen Sie // Or Visit **www.simtek.info/cp/523**

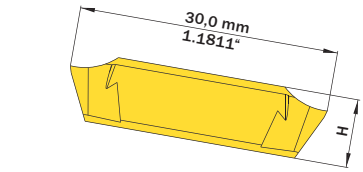

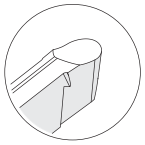
G29.00 ...S

G29.CB...S

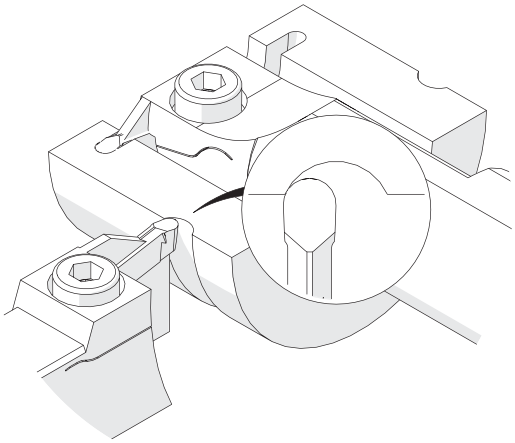

Abbildung zeigt / Drawing shows: G29.0040.20 S

w +0,05 mm	R mm	Artikelnummer Part number	Webcode www.simtek.com/webcode	Unsere erste Wahl Our first choice P K M N S	H mm	Connectcode www.simtek.com/ccode	
▼ w = 2,0 mm							
2,0	1,0	**G29.0020.10 S**	ADWN	X800 X600	7,9	G29.02	
▼ w = 3,0 mm							
3,0	1,5	**G29.0030.15 S**	ANAZ	X800 X600	7,9	G29.03	
▼ w = 4,0 mm							
4,0	2,0	**G29.0040.20 S**	AK7N	X800 X600	7,9	G29.03 | G29.04	
4,0	2,0	**G29.CB40.20 S**	A2WM	X800 X600	7,88	G29.03 | G29.04	NEU NEW
▼ w = 5,0 mm							
5,0	2,5	**G29.0050.25 S**	ANTE	X800 X600	7,9	G29.04	
▼ w = 6,0 mm							
6,0	3,0	**G29.0060.30 S**	AME9	X800 X600	7,5	G29.06	
6,0	3,0	**G29.CB60.30 S**	A172	X800 X600	7,5	G29.06	NEU NEW

Bestellbeispiel // Order example: **G29.0030.15 S X800** (X800 = Schneidstoff // Grade)

simturn GX
SIMTEK Turning Tools Type GX

Gewindedrehen, Metr. ISO, Außen, Teilprofil

Mehrbereichswerkzeuge für verschiedene Steigungen.

Threading, Metr. ISO, External, Partial Profiles

Multi-purpose tools, usable for different pitches.

Schnittwerte (Start) // Cutting parameters (start)

Anzahl Durchgänge // Number of passes
8 - 12

Empf. Zustellungsart // Recom. infeed method
Flankenzustellung // Flank infeed

Vc **Seite/Page 403**

Passende Klemmhalter auf Seite // Suitable toolholders on page
270, 271, 272, 274, 275, 276, 277

Bitte Hinweise im Anhang beachten // Please read add. notes
T01 (Seite/Page 288)

SP HM | R | Legende Legend 289

Scan QR-Code | Oder besuchen Sie // Or Visit **www.simtek.info/cp/524**

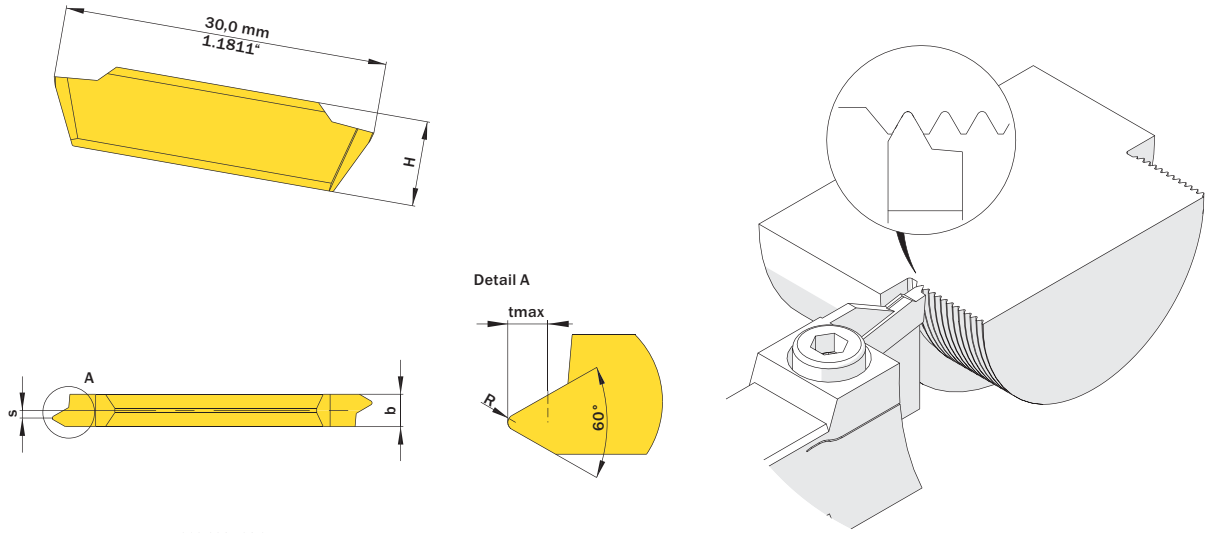

Abbildung zeigt / Drawing shows: G29.0915.01 S R

Steigung (von) Pitch (as of)	Steigung (bis) Pitch (up to)	Artikelnummer Part number	Webcode www.simtek.com/webcode	Unsere erste Wahl Our first choice	b	H	R	tmax	S	Connectcode www.simtek.com/ccode
mm	mm			P K M N S	mm	mm	mm	mm	mm	
1,0	1,25	**G29.0610.01 S R/L**	R AEYM L AGY3	X800 X600	3,3	7,9	0,14	0,81	0,8	G29.03
1,25	1,5	**G29.0712.01 S R/L**	R ACXW L APA9	X800 X600	3,3	7,9	0,18	0,96	0,8	G29.03
1,5	1,75	**G29.0915.01 S R/L**	R AENP L AC4U	X800 X600	3,3	7,9	0,22	1,1	0,7	G29.03
1,75	2,0	**G29.1017.01 S R/L**	R AJJD L AJ13	X800 X600	3,3	7,9	0,25	1,27	0,5	G29.03
2,0	2,5	**G29.1220.01 S R/L**	R AJG0 L AHS1	X800 X600	3,3	7,9	0,29	1,6	0,4	G29.03
2,5	3,0	**G29.1525.01 SR/L**	R AKXA L AJ3J	X800 X600	3,3	7,9	0,36	1,91	0,2	G29.03

Bestellbeispiel // Order example: **G29.0610.01 S R X800** (R = Rechte Ausführung // Right hand version, X800 = Schneidstoff // Grade)

Bitte beachten Sie die zusätzlichen Hinweise im Infobereich rechts oben.
Please read the additional notes mentioned in the information area on the top right corner of this page.

simturn GX
SIMTEK Turning Tools Type GX

Gewindedrehen, Metr. ISO, Außen, Vollprofil

Herstellung des vollständigen Gewindeprofils mit notwendiger Tiefe sowie Kopf- und Fußradien.

Threading, Metr. ISO, External, Full Profile

For a complete thread profile with correct depth, top radius and bottom radius.

Schnittwerte (Start) // Cutting parameters (start)
Anzahl Durchgänge // Number of passes **8 - 12**
Empf. Zustellungsart // Recom. infeed method **Flankenzustellung // Flank infeed**
Vc **Seite/Page 403**

Passende Klemmhalter auf Seite // Suitable toolholders on page
270, 271, 272, 274, 275, 276, 277

SP HM R Legende Legend **289**

Scan **QR-Code** Oder besuchen Sie // Or Visit **www.simtek.info/cp/525**

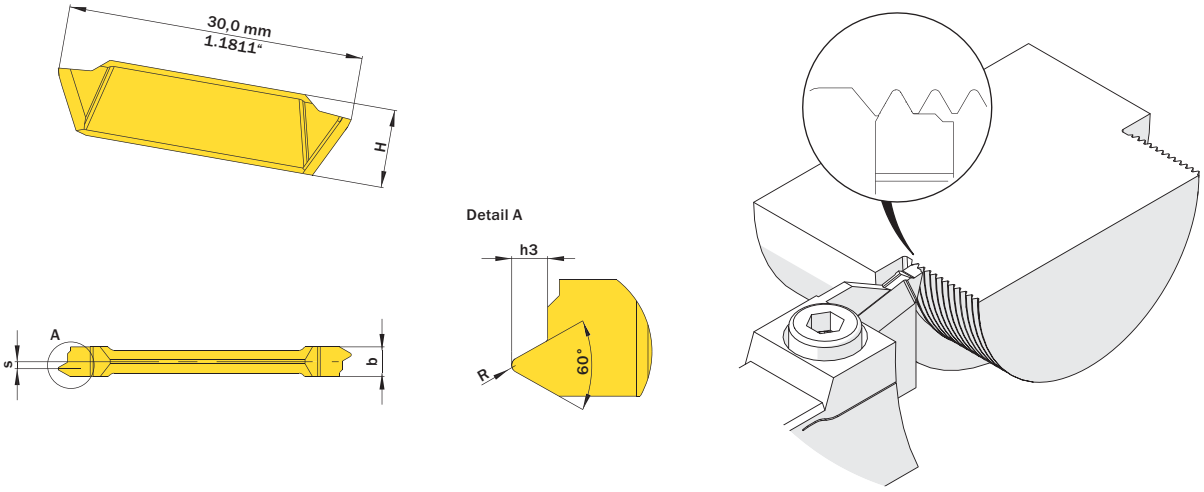

Abbildung zeigt / Drawing shows: G29.0915.02 S R

h3 mm	Steigung (von) Pitch (as of) mm	Artikelnummer Part number	Webcode www.simtek.com/webcode	Unsere erste Wahl Our first choice P K M N S	b mm	H mm	R mm	S mm	Connectcode www.simtek.com/ccode
0,61	1,0	**G29.0610.02 S R/L**	R AF43 L ACF7	X800 X600	3,3	7,9	0,12	0,8	G29.03
0,77	1,25	**G29.0712.02 S R/L**	R AD39 L AG44	X800 X600	3,3	7,9	0,15	0,8	G29.03
0,92	1,5	**G29.0915.02 S R/L**	R AEHB L ADPK	X800 X600	3,3	7,9	0,2	0,7	G29.03
1,07	1,75	**G29.1017.02 S R/L**	R AMK1 L AEZC	X800 X600	3,3	7,9	0,25	0,5	G29.03
1,23	2,0	**G29.1220.02 S R/L**	R AAGP L ANDD	X800 X600	3,3	7,9	0,25	0,5	G29.03
1,53	2,5	**G29.1525.02 S R/L**	R AJVW L AD0G	X800 X600	3,3	7,9	0,35	0,3	G29.03

Bestellbeispiel // Order example: **G29.0915.02 S R X800** (R = Rechte Ausführung // Right hand version, X800 = Schneidstoff // Grade)

simturn GX
SIMTEK Turning Tools Type GX

Gewindedrehen, Whitworth, Vollprofil

Herstellung des vollständigen Gewindeprofils mit notwendiger Tiefe sowie Kopf- und Fußradien. Für Innen- und Außenbearbeitung.

Threading, Whitworth, Full Profile

For a complete thread profile with correct depth, top radius and bottom radius. For internal and external application.

Schnittwerte (Start) // Cutting parameters (start)

Anzahl Durchgänge // Number of passes
8 - 12

Empf. Zustellungsart // Recom. infeed method
Flankenzustellung // Flank infeed

Vc
Seite/Page 403

Passende Klemmhalter auf Seite // Suitable toolholders on page
270, 271, 272, 274, 275, 276

SP HM Legende Legend **289**

Scan **QR-Code** Oder besuchen Sie // Or Visit **www.simtek.info/cp/536**

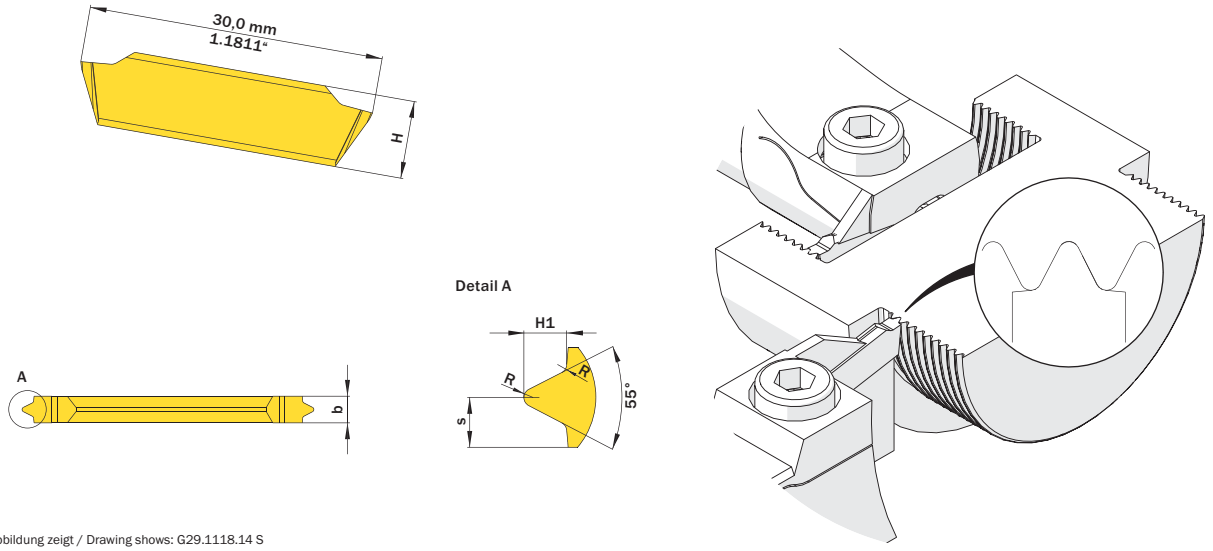

Abbildung zeigt / Drawing shows: G29.1118.14 S

H1 mm	Steigung (von) Pitch (as of) mm	Gang/Zoll Threads/Inch	Artikelnummer Part number	Webcode www.simtek.com/webcode	Unsere erste Wahl Our first choice P K M N S	b mm	H mm	R mm	S mm	Connectcode www.simtek.com/ccode
0,581	0,907	28	**G29.0509.28 S**	AP3C	X800 X600	2,7	7,9	0,12	1,35	G29.02
0,86	1,34	19	**G29.0813.19 S**	APFH	X800 X600	2,7	7,9	0,18	1,35	G29.02
1,16	1,81	14	**G29.1118.14 S**	ACG8	X800 X600	2,7	7,9	0,25	1,35	G29.02
1,48	2,31	11	**G29.1423.11 S**	AEQ7	X800 X600	2,7	7,9	0,32	1,35	G29.02

▌Bestellbeispiel // Order example: **G29.0813.19 S X800** (X800 = Schneidstoff // Grade)

Abstechen

Verfügbar in verschiedenen Breiten und Winkeln.
Gesinterte Spanformgeometrie für kontrollierte Spanbildung.

Parting Off

Available in different widths and angles.
Sintered geometry for improved chip control.

Schnittwerte (Start) // Cutting parameters (start)	
f (außen//ext.) **0,12 mm/U**	Vc **Seite/Page 403**

Passende Klemmhalter auf Seite // Suitable toolholders on page
270, 271, 272, 273, 274, 275, 276, 277

SP HM | R | Legende Legend **289**

Scan QR-Code | Oder besuchen Sie // Or Visit **www.simtek.info/cp/526**

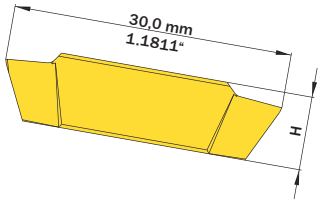



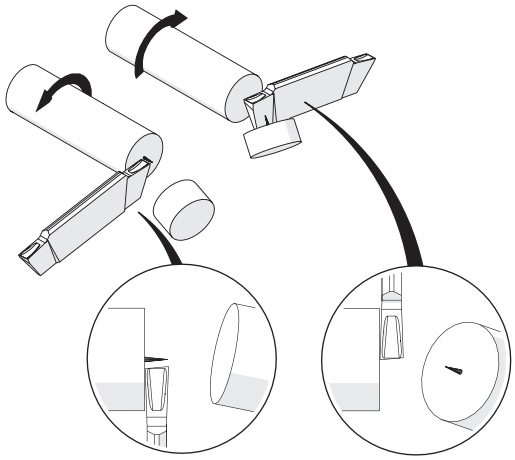

Abbildung zeigt / Drawing shows: G29.5200.32 S R

K	w +0,05 mm	Artikelnummer Part number	Webcode www.simtek.com/webcode	Unsere erste Wahl Our first choice P K M N S	H mm	R mm	Connectcode www.simtek.com/ccode
▼ w = 2,0 mm							
15°	2,0	**G29.1520.32 S R/L**	R AMF7 L ANHX	X800 X600	7,9	0,2	G29.02
5°	2,0	**G29.5200.32 S R/L**	R AMW7 L AGQ9	X800 X600	7,9	0,2	G29.02
8°	2,0	**G29.8200.32 S R/L**	R AAKB L AFZF	X800 X600	7,9	0,2	G29.02
▼ w = 2,5 mm							
5°	2,5	**G29.5250.32 S R/L**	R AATN L AHAD	X800 X600	7,9	0,2	G29.02
▼ w = 3,0 mm							
15°	3,0	**G29.1530.32 S R/L**	R ABW7 L AATT	X800 X600	7,9	0,2	G29.03
5°	3,0	**G29.5300.32 S R/L**	R AH07 L ABKE	X800 X600	7,9	0,2	G29.03
8°	3,0	**G29.8300.32 S R/L**	R AA90 L AM09	X800 X600	7,9	0,2	G29.03
▼ w = 4,0 mm							
5°	4,0	**G29.5400.32 S R/L**	R AB5F L AFQH	X800 X600	7,9	0,2	G29.03 | G29.04

Bestellbeispiel // Order example: **G29.1520.32 S R X800** (R = Rechte Ausführung // Right hand version, X800 = Schneidstoff // Grade)

Poly-V-Riemennuten

Für Poly-V-Profile K.

Poly-V-Belt Grooves

For Poly-V-profiles K.

Schnittwerte (Start) // Cutting parameters (start)		
f (außen//ext.) **0,12 mm/U**	f (innen//int.) **0,09 mm/U**	Vc **Seite/Page 403**

Passende Klemmhalter auf Seite // Suitable toolholders on page
270, 271, 272, 274, 275, 276, 277

SP HM Legende Legend **289**

Scan QR-Code — Oder besuchen Sie // Or Visit **www.simtek.info/cp/1215**

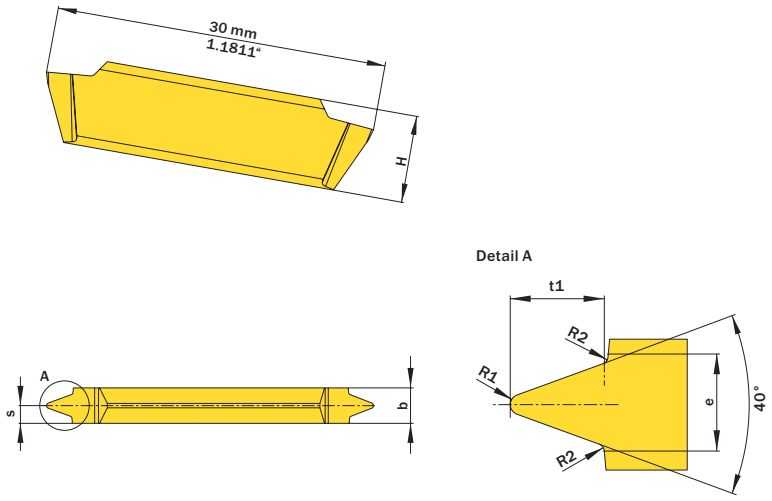

Abbildung zeigt / Drawing shows: G29.0223.00 J

e mm	Artikelnummer Part number	Webcode www.simtek.com/webcode	Unsere erste Wahl Our first choice P K M N S	Profil Profile	b ±0,02 mm	H mm	R1 mm	R2 mm	S mm	t1 mm	Connectcode www.simtek.com/ccode	
3,56	**G29.0356.00 J**	AZCH	X800 X600	K	4,0	7,9	0,35	0,25	2,25	3,69	G29.03	AKT UPD

▌Bestellbeispiel // Order example: **G29.0356.00 J X800** (X800 = Schneidstoff // Grade)

Info

Hinweisliste
Additional Information

T01

Bei den simturn Teilprofil-Gewindeschneidplatten für metrische ISO-Gewinde handelt es sich um Mehrbereichswerkzeuge, d.h. dass mit einem Werkzeug unterschiedliche Steigungen gefertigt werden können.

Das Schneidwerkzeug ist dabei immer auf die angegebene „Steigung (von)“ ausgelegt, wodurch ein normgerechtes Gewinde beim Fertigen dieser Steigung entsteht.

Die ebenfalls angegebene „Steigung (bis)“ kann mit diesem Werkzeug ebenfalls gefertigt werden. Es entsteht hierbei jedoch ein - gegenüber der Norm - geringfügig tieferes Gewinde. Die geringfügig höhere Gewindetiefe ist i.d.R. akzeptabel, es muss jedoch immer der Einzelfall beurteilt werden.

The simturn threading inserts with partial profile for metric ISO-threads are multi-purpose tools. This means that each insert is offering the possibility to machine different pitches.

The insert is always designed to meet the pitch given as „Pitch (as of)“: Machining this pitch will result in a standard conform thread form.

The given „Pitch (up to)“ can be machined too with this insert at the expense of standard conformity: The resulting thread will be slightly deeper than the standard. The deeper thread is usually acceptable, but the application and use needs to be evaluated.

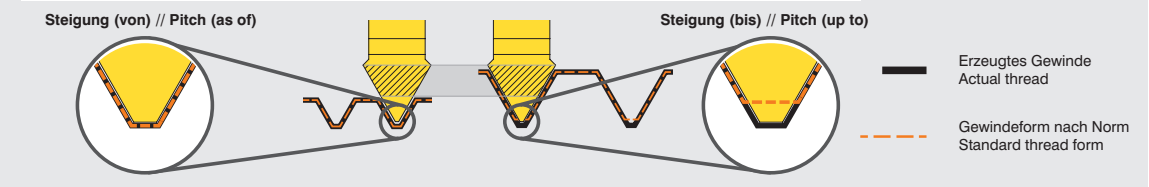

Beispiel // Example

SIMTEK Werkzeuge für höchste Anforderungen | Tools for highest expectations

Legende
Legend

SP Schneidwerkzeug mit CBN // CBN insert // Outils coupants en CBN
CBN Inserto CBN // Inserto CBN // CBN kesici uç

SP Schneidwerkzeug aus Hartmetall // Carbide insert // Outils coupants en carbure de tungstène
HM Inserto in metallo duro // Inserto de carburo // Karbür kesici uç

TW Trägerwerkzeug aus Stahl // Steel toolholder // Porte-outils en acier // Porta inserto in acciaio
ST Porta-herramientas de acero // Çelik tutucu

R Rechts wie gezeichnet // Right hand version shown, left hand version inversely
A droite comme présenté // In figura utensile destro // Modelo derecho // Sag model

Tools for highest expectations
Werkzeuge für höchste Anforderungen
SIMTEK

Index

simturn GX Produktverzeichnis
simturn GX Product List

Artikelnr. // Part Nr.	S/P
G10.1616.02 L	274
G10.1616.02 R	274
G10.1616.03 L	274
G10.1616.03 R	274
G10.1616.04 L	274
G10.1616.04 R	274
G10.2020.02 L	274
G10.2020.02 R	274
G10.2020.03 L	274
G10.2020.03 R	274
G10.2020.04 L	274
G10.2020.04 R	274
G10.2020.06 L	274
G10.2020.06 R	274
G10.2525.02 L	274
G10.2525.02 R	274
G10.2525.03 L	274
G10.2525.03 R	274
G10.2525.04 L	274
G10.2525.04 R	274
G10.2525.06 L	274
G10.2525.06 R	274
G10.3225.03 L	274
G10.3225.03 R	274
G10.3225.04 L	274
G10.3225.04 R	274
G10.3225.06 L	274
G10.3225.06 R	274
G13.0025.03 L	277
G13.0025.03 R	277
G13.0025.04 L	277
G13.0025.04 R	277
G13.0032.03 L	277
G13.0032.03 R	277
G13.0032.04 L	277
G13.0032.04 R	277
G13.0032.06 L	277
G13.0032.06 R	277
G13.0040.03 L	277
G13.0040.03 R	277
G13.0040.04 L	277
G13.0040.04 R	277
G13.0040.06 L	277
G13.0040.06 R	277
G13.0050.03 L	277
G13.0050.03 R	277
G13.0050.04 L	277
G13.0050.04 R	277
G13.0050.06 L	277
G13.0050.06 R	277
G14.0032.02 L	276
G14.0032.02 R	276
G14.0032.03 L	276
G14.0032.03 R	276
G14.0032.04 L	276
G14.0032.04 R	276
G14.0032.06 L	276
G14.0032.06 R	276
G14.0040.03 L	276
G14.0040.03 R	276
G14.0040.04 L	276
G14.0040.04 R	276
G14.0040.06 L	276
G14.0040.06 R	276
G14.0050.03 L	276
G14.0050.03 R	276

Artikelnr. // Part Nr.	S/P
G14.0050.04 L	276
G14.0050.04 R	276
G14.0050.06 L	276
G14.0050.06 R	276
G18.0.625.02 L	270
G18.0.625.02 R	270
G18.0.625.03 L	270
G18.0.625.03 R	270
G18.0.750.03 L	270
G18.0.750.03 R	270
G18.0.750.04 L	270
G18.0.750.04 R	270
G18.0.750.06 L	270
G18.0.750.06 R	270
G18.1.000.02 L	270
G18.1.000.02 R	270
G18.1.000.03 L	270
G18.1.000.03 R	270
G18.1.000.04 L	270
G18.1.000.04 R	270
G18.1.000.06 L	270
G18.1.000.06 R	270
G18.1616.02 L	270
G18.1616.02 R	270
G18.1616.03 L	270
G18.1616.03 R	270
G18.2020.02 L	270
G18.2020.02 R	270
G18.2020.03 L	270
G18.2020.03 R	270
G18.2020.04 L	270
G18.2020.04 R	270
G18.2020.06 L	270
G18.2020.06 R	270
G18.2525.02 L	270
G18.2525.02 R	270
G18.2525.03 L	270
G18.2525.03 R	270
G18.2525.04 L	270
G18.2525.04 R	270
G18.2525.06 L	270
G18.2525.06 R	270
G18.3225.03 L	270
G18.3225.03 R	270
G18.3225.04 L	270
G18.3225.04 R	270
G18.3225.06 L	270
G18.3225.06 R	270
G26.1616.02 L	272
G26.1616.02 R	272
G26.1616.03 L	272
G26.1616.03 R	272
G26.2020.02 L	272
G26.2020.02 R	272
G26.2020.03 L	272
G26.2020.03 R	272
G26.2020.04 L	272
G26.2020.04 R	272
G26.2525.02 L	272
G26.2525.02 R	272
G26.2525.03 L	272
G26.2525.03 R	272
G26.2525.04 L	272
G26.2525.04 R	272
G26.2525.06 L	272
G26.2525.06 R	272

Artikelnr. // Part Nr.	S/P
G26.3225.03 L	272
G26.3225.03 R	272
G26.3225.04 L	272
G26.3225.04 R	272
G29.0020.10 S	282
G29.0030.15 S	282
G29.0040.20 S	282
G29.0050.25 S	282
G29.0060.30 S	282
G29.0200.10 S	278
G29.0200.32 S	280
G29.0250.10 S	278
G29.0250.32 S	280
G29.0300.10 S	278
G29.0300.20 S	279
G29.0300.32 S	280
G29.0300.34 S	280
G29.0356.00 J	287
G29.0400.10 S	278
G29.0400.20 S	279
G29.0400.32 S	280
G29.0400.34 S	280
G29.0400.52 S	281
G29.0400.54 S	281
G29.0500.10 S	278
G29.0500.20 S	279
G29.0500.34 S	280
G29.0509.28 S	285
G29.0600.10 S	278
G29.0600.20 S	279
G29.0600.34 S	280
G29.0600.38 S	280
G29.0610.01 S L	283
G29.0610.01 S R	283
G29.0610.02 S L	284
G29.0610.02 S R	284
G29.0712.01 S L	283
G29.0712.01 S R	283
G29.0712.02 S L	284
G29.0712.02 S R	284
G29.0813.19 S	285
G29.0915.01 S L	283
G29.0915.01 S R	283
G29.0915.02 S L	284
G29.0915.02 S R	284
G29.1017.01 S L	283
G29.1017.01 S R	283
G29.1017.02 S L	284
G29.1017.02 S R	284
G29.1118.14 S	285
G29.1220.01 S L	283
G29.1220.01 S R	283
G29.1220.02 S L	284
G29.1220.02 S R	284
G29.1423.11 S	285
G29.1520.32 S L	286
G29.1520.32 S R	286
G29.1525.01 SL	283
G29.1525.01 SR	283
G29.1525.02 S L	284
G29.1525.02 S R	284
G29.1530.32 S L	286
G29.1530.32 S R	286
G29.5200.32 S L	286
G29.5200.32 S R	286
G29.5250.32 S L	286

Artikelnr. // Part Nr.	S/P
G29.5250.32 S R	286
G29.5300.32 S L	286
G29.5300.32 S R	286
G29.5400.32 S L	286
G29.5400.32 S R	286
G29.8200.32 S L	286
G29.8200.32 S R	286
G29.8300.32 S L	286
G29.8300.32 S R	286
G29.CB40.20 S	282
G29.CB60.30 S	282
T0A.G10.36.02 L	275
T0A.G10.36.02 R	275
T0A.G10.36.03 L	275
T0A.G10.36.03 R	275
T0A.G10.36.04 L	275
T0A.G10.36.04 R	275
T0A.G10.36.06 L	275
T0A.G10.36.06 R	275
T0A.G18.36.02 L	271
T0A.G18.36.02 R	271
T0A.G18.36.03 L	271
T0A.G18.36.03 R	271
T0A.G18.36.04 L	271
T0A.G18.36.04 R	271
T0A.G18.36.06 L	271
T0A.G18.36.06 R	271
T0A.G25.36.04 L	273
T0A.G25.36.04 R	273

SIMTEK Werkzeuge für höchste Anforderungen | Tools for highest expectations